

# Where did we go?

Paolo Pinzuti - BIKENOMIST  
Fiorenza Favero - KOMOOT

# We know what, not where

**We know how  
much they  
spend**

**We know  
what they  
want**

**We do not know  
where they go  
nor when**

## Our community in numbers

Average age  
(Sensor Tower 1.1.2021-14.2.2026)

**37**  
years old

**90%**  
is older  
than 25

Balanced gender distribution  
(komoot survey Sep 2024)

**57%**  
men

**43%**  
women

**1 in 4**  
**Germans**

is registered on komoot

Average length of hiking /  
cycling tours in Europe

**1 hour**  
meaning the community  
is leisure-oriented

World distribution

**50M+**  
users

Western EU (excl. DACH)

23M

DACH

21M

Eastern EU (excl. DACH)

3M

United States

2M

Rest of world

3M



## Growth over the years



**9M**  
users

2020

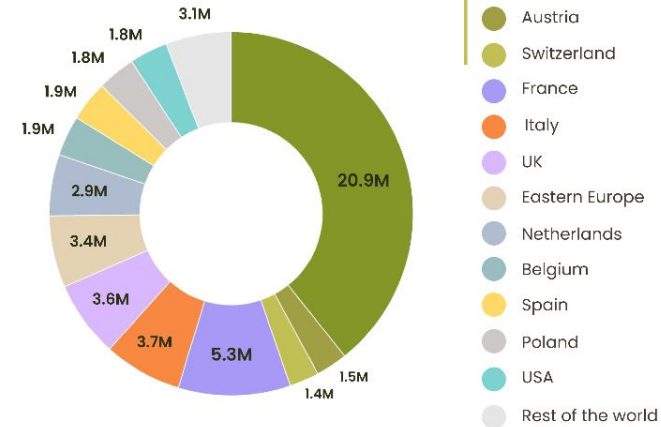
**24M**  
users

2022

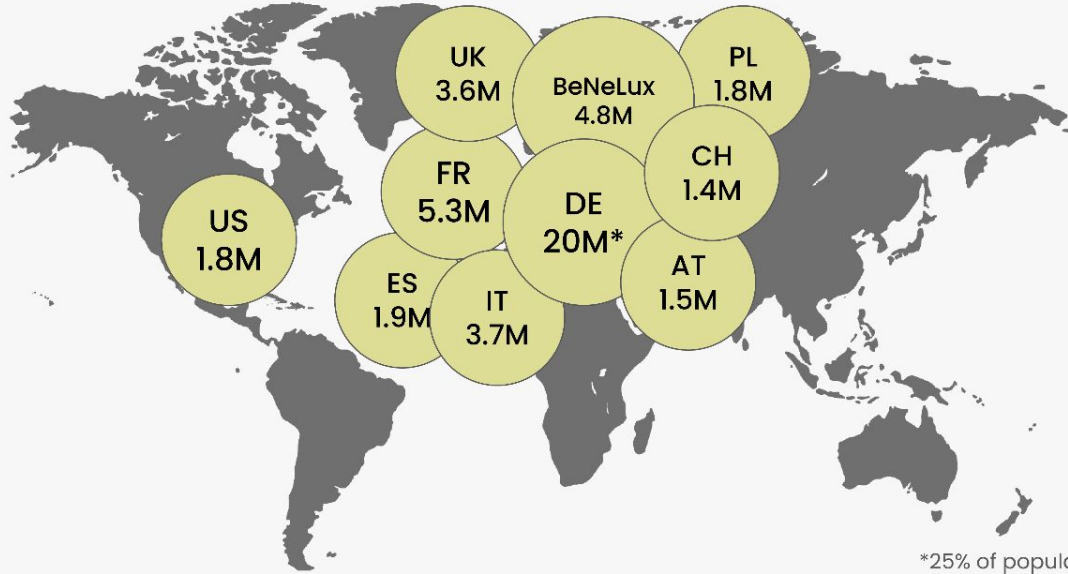
**44M**  
users

2024

**50M+**  
users



## Global community



# The CTI



# **CYCLE TOURISM** *Index*

# Global Cycle Tourism Index

The analysis covers the following European Countries:

**Germany**

**France**

**Italy**

**Spain**

**United Kingdom**

**Austria**

**Switzerland**

**Belgium**

**Netherlands**

**Poland**

**Czech Republic**

**Hungary**

**Slovenia**

**Croatia**



# Where did cyclists go in 2025?

# Global Cycle Tourism Index


4 Croatia <b>Zadar County</b>  <u>57.05</u>	5 Spain <b>Canarias</b>  <u>54.01</u>	6 Croatia <b>Šibenik-Knin</b>  <u>52.56</u>	7 Italy <b>Trentino-Alto Adige</b>  <u>52.10</u>	8 Croatia <b>Dubrovnik-Neretva</b>  <u>51.69</u>	9 Croatia <b>Lika-Senj</b>  <u>49.87</u>	10 Croatia <b>Split-Dalmatia</b>  <u>49.24</u>	11 Austria <b>Tirol</b>  <u>42.26</u>	12 Netherlands <b>Zeeland</b>  <u>41.93</u>
13 France <b>Corse</b>  <u>39.76</u>	14 Czech Republic <b>Karlovarský kraj</b>  <u>39.47</u>	15 Italy <b>Sardegna</b>  <u>32.83</u>	16 Czech Republic <b>Jihočeský kraj</b>  <u>29.68</u>	17 Austria <b>Salzburg</b>  <u>29.07</u>	18 Spain <b>Comunitat Valenciana</b>  <u>28.89</u>	19 Austria <b>Kärnten</b>  <u>28.33</u>	20 Czech Republic <b>Ústecký kraj</b>  <u>27.25</u>	21 France <b>Provence-Alpes-Côte d'Azur</b>  <u>26.69</u>
22 Slovenia <b>Zahodna Slovenija</b>  <u>26.43</u>	23 Italy <b>Liguria</b>  <u>25.79</u>	24 Switzerland <b>Graubünden</b>  <u>25.30</u>	25 Hungary <b>Zala</b>  <u>25.28</u>	26 Austria <b>Vorarlberg</b>  <u>24.08</u>	27 Hungary <b>Somogy</b>  <u>22.92</u>	28 Italy <b>Toscana</b>  <u>22.61</u>	29 Croatia <b>Karlovac</b>  <u>22.30</u>	30 Switzerland <b>Uri</b>  <u>21.89</u>

# Global Cycle Tourism Index

Primorje-Gorski  
Kotar

Croatia

58.25




# Global Cycle Tourism Index

## Illes Balears

Spain

67.35



# Global Cycle Tourism Index

Istria

Croatia

71.12



# Global Cycle Tourism Index

Four indexes measuring the relative attractiveness of a region during each specific season.

**King of Winter**

**Queen of Spring**

**King of Summer**

**Queen of Autumn**


# CTI 2026

# King of Winter

# King of Winter

Istria  
Croatia

45.18



Canarias  
Spain

67.70



Illes Balears  
Spain

64.52



4. Comunitat Valenciana [39.95](#)  
Spain
5. Corse [39.20](#)  
France
6. Tirol [30.43](#)  
Austria
7. Zadar County [29.06](#)  
Croatia
8. Šibenik-Knin [27.70](#)  
Croatia
9. Lika-Senj [26.02](#)  
Croatia
10. Uri [25.77](#)  
Switzerland

# CTI 2026

# Queen of Spring

# Queen of Spring

Primorje-Gorski  
Kotar 57.28  
Croatia



Illes Balears 72.98  
Spain



Istria 69.20  
Croatia




4. Zadar County Croatia [56.41](#)
5. Šibenik-Knin Croatia [51.98](#)
6. Dubrovnik-Neretva Croatia [50.41](#)
7. Trentino-Alto Adige Italy [49.35](#)
8. Lika-Senj Croatia [48.74](#)
9. Split-Dalmatia Croatia [48.44](#)
10. Canarias Spain [44.48](#)

# CTI 2026 King of Summer

# King of Summer

Zadar  
County  
Croatia

58.50



Istria  
Croatia

72.45



Primorje-Gorski

Kotar

Croatia

61.31



4. Trentino-Alto Adige  
Italy [55.44](#)
5. Šibenik-Knin  
Croatia [53.81](#)
6. Split-Dalmatia  
Croatia [53.30](#)
7. Dubrovnik-Neretva  
Croatia [52.52](#)
8. Tirol  
Austria [52.36](#)
9. Lika-Senj  
Croatia [50.91](#)
10. Illes Balears  
Spain [48.18](#)


# CTI 2026 Queen of Autumn

# Queen of Autumn

Canerias 54.90  
Croatia



Illes Balears 63.45  
Spain



Istria 62.13  
Croatia



4. Zadar County Croatia [48.30](#)
5. Dubrovnik-Neretva Croatia [46.37](#)
6. Šibenik-Knin Croatia [46.25](#)
7. Primorje-Gorski Kotar Croatia [46.02](#)
8. Trentino-Alto Adige Italy [46.02](#)
9. Lika-Senj Croatia [41.58](#)
10. Split-Dalmatia Croatia [41.17](#)

# Take Out

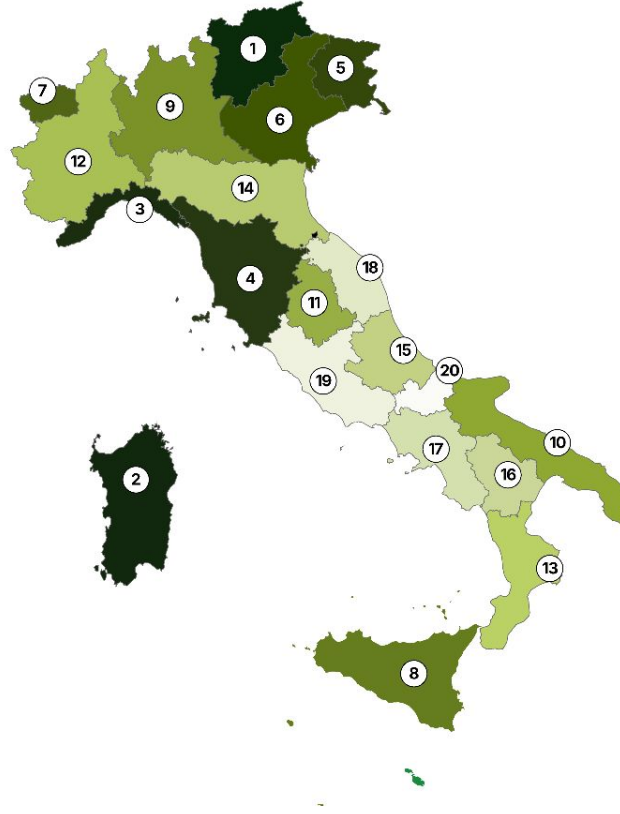
# Take Out

1. Accessibility to neighbouring countries
2. Network quality
3. Intermodality
4. Bike-friendly services
5. Safety
6. Destination coordination and marketing

# Italian Cycle Tourism Index

# Italian Ranking

#	Region Name	Score	
1	Trentino-Alto-Adige	52.10	<div style="width: 100%;"></div>
2	Sardegna	32.83	<div style="width: 62%;"></div>
3	Liguria	25.79	<div style="width: 49%;"></div>
4	Toscana	22.61	<div style="width: 43%;"></div>
5	Friuli Venezia Giulia	19.50	<div style="width: 37%;"></div>
6	Veneto	16.09	<div style="width: 31%;"></div>
7	Valle d'Aosta	14.96	<div style="width: 28%;"></div>
8	Sicilia	12.28	<div style="width: 23%;"></div>
9	Lombardia	11.42	<div style="width: 22%;"></div>
10	Puglia	10.64	<div style="width: 20%;"></div>




#	Region Name	Score	
11	Umbria	9.30	<div style="width: 18%;"></div>
12	Piemonte	9.03	<div style="width: 17%;"></div>
13	Calabria	8.33	<div style="width: 16%;"></div>
14	Emilia-Romagna	6.20	<div style="width: 12%;"></div>
15	Abruzzo	6.16	<div style="width: 12%;"></div>
16	Basilicata	5.96	<div style="width: 11%;"></div>
17	Campania	5.92	<div style="width: 11%;"></div>
18	Marche	5.79	<div style="width: 11%;"></div>
19	Lazio	5.78	<div style="width: 11%;"></div>
20	Molise	4.67	<div style="width: 9%;"></div>

# Italian King of Winter

Sardegna 15.21



Trentino-  
Alto-Adige 18.25




Liguria 17.10



4. Sicilia 9.64
5. Toscana 7.4
6. Valle d'Aosta 6.04
7. Calabria 5.11
8. Friuli Venezia Giulia 4.85
9. Lombardia 4.59
10. Campania 3.83

# Italian Queen of Spring

Liguria 29.45



Trentino-  
Alto-Adige 49.35




Sardegna 35.67




4. Toscana 27.40
5. Friuli Venezia Giulia 20.16
6. Veneto 17.14
7. Sicilia 14.85
8. Puglia 14.67
9. Umbria 11.04
10. Calabria 10.65

# Italian King of Summer

Friuli Venezia  
Giulia 26.15



Trentino-  
Alto-Adige 55.44



Sardegna 28.87




4. Liguria 24.08
5. Toscana 23.81
6. Veneto 21.59
7. Valle d'Aosta 20.00
8. Lombardia 16.35
9. Piemonte 13.46
10. Umbria 11.91

# Italian Queen of Autumn

Liguria 27.09



Trentino-  
Alto-Adige 46.02



Sardegna 38.61



- 4. Toscana 19.86
- 5. Sicilia 15.74
- 6. Puglia 10.96
- 7. Friuli Venezia Giulia 10.84
- 8. Veneto 10.40
- 9. Calabria 10.35
- 10. Lombardia 7.60

**Storytelling is  
the king**

**DOWNLOAD THE FULL REPORT HERE**



[cycletourismindex.com](https://cycletourismindex.com)

# Thank you.

Paolo Pinzuti - [p.pinzuti@bikenomist.com](mailto:p.pinzuti@bikenomist.com)  
Fiorenza Favero - [fiorenza@komoot.de](mailto:fiorenza@komoot.de)